

SECURITIES TRADING IN 2022

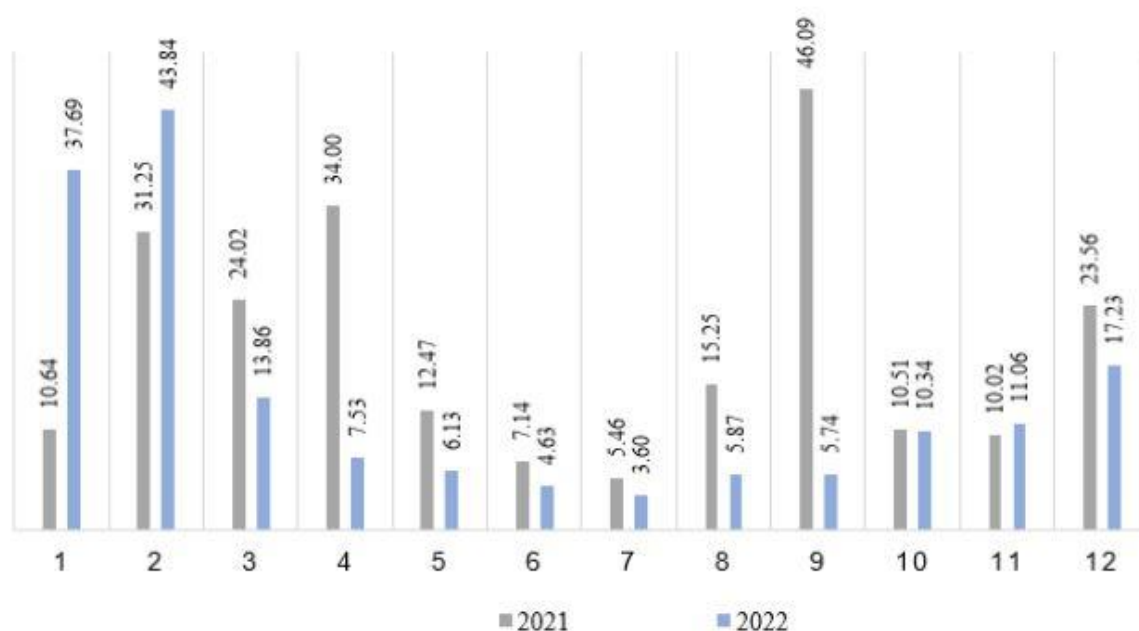
In 2022, a total of 246 trading sessions worth 580.51 billion MNT were made. Specifically, 288.6 million shares were traded for 175.8 billion MNT in the primary markets; 303.9 million shares of 154 joint-stock companies were traded for 167.6 billion MNT in the secondary markets. 0.85 million shares were traded in the asset-backed securities for 85 billion MNT in primary markets, 0.1 million shares were traded in the asset-backed securities for 13.9 billion MNT in secondary markets. 8.9 million units were traded in the investment fund for 4.2 billion MNT in secondary markets, 0.9 million bonds were traded in the company bond for 99.7 billion MNT in primary markets, 0.3 million bonds were traded in the company bond for 34.3 billion MNT in secondary markets.

During the reporting period, an average of 2.5 million securities were traded for 2.4 billion MNT per day.

Securities trading

Types of securities		2021		2022	
		Volume ('000 000)	Value MNT ('000 000 000)	Volume ('000 000)	Value MNT ('000 000 000)
Share	Primary market	167.95	74.70	288.57	175.79
	Secondary market	565.31	230.24	303.85	167.57
Asset-backed securities	Primary market	0.01	4.00	0.85	85.00
	Secondary market	0.001	0.23	0.14	13.93
Company bond	Primary market	6.23	720.05	1.00	99.72
	Secondary market	3.19	328.15	0.25	34.34
Investment fund	Primary market	47.50	47.50	-	-
	Secondary market	28.28	9.33	8.95	4.17
Total		818.47	1,414.20	603.61	580.51

Securities trading in secondary markets /billion MNT/



ACTIVELY TRADED 30 SECURITIES

Securities	In numbers (‘000 000)	№	Securities	By value (‘000 000 000)
APU	43.80	1	APU	64.22
Central express CVS	38.07	2	Ard financial group	23.12
Monos khuns	28.23	3	Khusug trade	14.26
Monbeef	25.70	4	Central express CVS	7.52
Mandal Insurance	23.90	5	Golomt bank	6.36
Tandem invest	14.81	6	Invescore	4.43
Bodi Insurance	12.03	7	Tumen shuvuut	3.80
Khot development	11.29	8	Tavantolgoi	3.69
Ard credit	9.97	9	Mongolian post	3.56
Darkhan nekhii	9.26	10	Mandal future growth	3.47
Lend MN	8.58	11	Monos khuns	3.36
Tumen shuvuut	7.79	12	Erdene resource development corporation	2.85
Gobi	7.55	13	Talkh-Chikher	2.81
Remicon	5.86	14	Mandal Insurance	2.48
Mongolian post	5.21	15	Ard Insurance	2.42
National Privatization Fund	5.12	16	Gobi	2.10
Golomt bank	5.09	17	Ulsyn ikh delguur	1.94
Genco tour bureau	4.95	18	Bodi Insurance	1.79
Monijnbar	4.45	19	State bank	1.71
Mandal future growth	3.83	20	Crypto nation	1.71
Ard financial group	3.79	21	Bayangol Hotel	1.38
Erdene resource development corporation	3.34	22	Ard credit	1.26
Sendly	3.32	23	Monbeef	1.16
Erdenes solutions	2.73	24	Bogd bank	1.07
Ard Insurance	2.58	25	Suu	0.70
Buligaar	2.39	26	National Privatization Fund	0.69
Hermes center	2.17	27	Khot development	0.68
State bank	2.12	28	TenGerLeague Media Group	0.61
Mongol basalt	1.83	29	Sendly	0.56
Khukh gan	1.79	30	Monijnbar	0.48
Total	301.55			166.17
Percentage	96.40%			96.76%

20 SECURITIES WITH MOST GROWTH

Securities	In numbers	Closing price		Price change	
		2021.12.31	2022.12.30	MNT	%
Khurd	1,346	4,279.00	45,720.00	41,441.00	968.47
Teever-Achlal	333	2,125.00	10,920.00	8,795.00	413.88
Mongol diesel	31	825.89	3,333.00	2,507.11	303.56
Monnoos	1,427	4,850.00	19,150.00	14,300.00	294.85
Khorin khoyordugaar baaz	133	730.00	2,733.00	2,003.00	274.38
Khuvsdul usan zam	656	1,679.00	6,250.00	4,571.00	272.25
Gutal	2,900	25,300.00	55,050.00	29,750.00	117.59
Shinest	65	115.00	201.12	86.12	74.89
Khunnu menegment	369	856.00	1,445.00	589.00	68.81
Berkh Uul	6,646	1,000.00	1,587.00	587.00	58.70
Mandalgobi impex	146	450.00	710.00	260.00	57.78
Khusug trade	194,702	3,919.00	5,955.00	2,036.00	51.95
Mongol nekhmel	1,431	3,500.00	5,060.00	1,560.00	44.57
Erchim Bayan-Ulgii	444	2,379.00	3,300.00	921.00	38.71
Mic holding	13,172	14,990.00	20,260.00	5,270.00	35.16
Darkhan khuvun	30,871	7,500.00	10,050.00	2,550.00	34.00
Devshil mandal	15	110.00	146.05	36.05	32.77
ASBI	70	531.30	702.63	171.33	32.25
Tavilga	6	1,825.00	2,412.00	587.00	32.16
Khar tarvagatai	1,637	4,000.00	5,230.00	1,230.00	30.75

20 SECURITIES WITH MOST DECLINE

Securities	In numbers	Closing price		Price change	
		2021.12.31	2022.12.30	MNT	%
Mongol Keramik	830	15,200.00	1,110.00	(14,090.00)	(92.70)
Euroasia Capital Holding	701	985.00	165.00	(820.00)	(83.25)
Undurkhaan	470	10,100.00	2,600.00	(7,500.00)	(74.26)
Darkhan Hotel	55,618	230.00	72.00	(158.00)	(68.70)
Selenge sureg	633	4,269.00	1,420.00	(2,849.00)	(66.74)
Ereentsav	72,976	3,890.00	1,400.00	(2,490.00)	(64.01)
Khasu Mandal	2,625	6,000.00	2,600.00	(3,400.00)	(56.67)
Juulchin gobi	1,111	8,000.00	3,500.00	(4,500.00)	(56.25)
Silicate	158,570	44.67	20.00	(24.67)	(55.23)
Global Mongolia holding	2,409	510.00	230.00	(280.00)	(54.90)
UB-BUK	245,783	770.00	380.10	(389.90)	(50.64)
Ard financial group	3,789,431	9,785.00	4,880.00	(4,905.00)	(50.13)
Mongoliin khugjil undesnii negdel	413	2,800.00	1,400.00	(1,400.00)	(50.00)
Mongol shevro	28,204	2,560.00	1,300.00	(1,260.00)	(49.22)
Kherlen khivs	23,677	120.00	61.00	(59.00)	(49.17)
Gonir	4,372	900.00	460.00	(440.00)	(48.89)
Tumen shuvuut	7,790,440	676.13	350.46	(325.67)	(48.17)
Erdenes solutions	2,725,311	85.99	44.84	(41.15)	(47.85)
Mongeo	4,188	12,400.00	6,500.00	(5,900.00)	(47.58)
Crypto nation	29,033	164,900.00	90,720.00	(74,180.00)	(44.98)

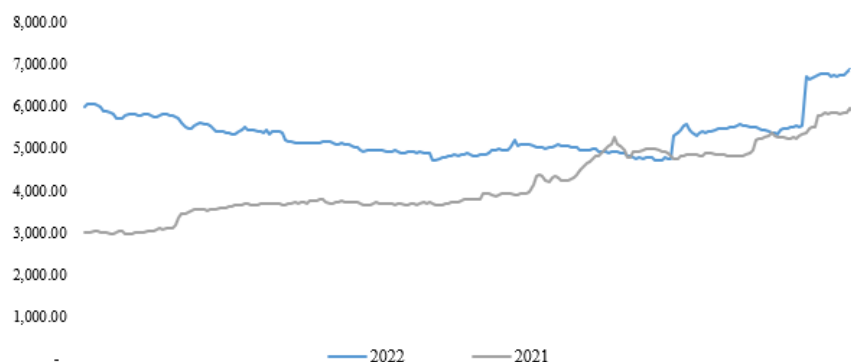
Block trades

During the reporting period 84.12 million shares worth 70.88 billion MNT were traded on block trades. This is 42.3 percent of the total share trading value.

Market capitalization

The market capitalization reached 6 trillion 888.25 billion MNT, this figure is 909.26 billion MNT or 15.21 percent higher than from the same period of the previous year.

Market capitalization /billion MNT/

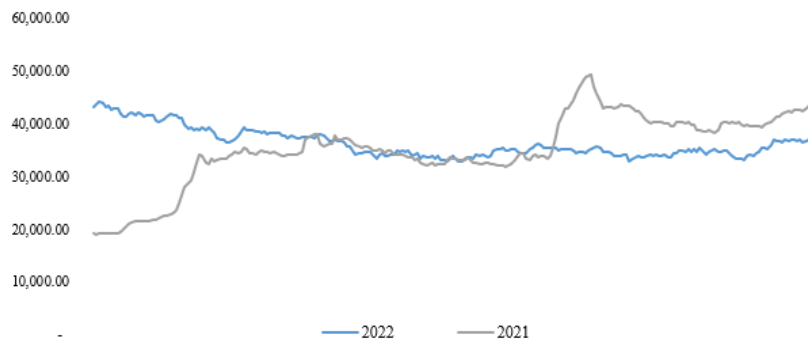


30 SECURITIES OF THE HIGHEST MARKET CAPITALIZATION

Securities	Market capitalization '000 000 000
APU	1,584.90
Golomt bank	1,030.23
State bank	494.51
Tavantolgoi	426.85
Mic holding	419.57
Invescore	379.10
Erdene resource development corporation	227.29
Mongol daatgal	195.60
Gobi	193.72
Suu	162.35
Ulsyn ikh delguur	145.56
Central express CVS	139.92
Ard financial group	139.64
Bogd bank	124.94
TenGerLeague Media Group	101.40
Mongolian post	99.07
Gutal	86.70
Tumen shuvuut	70.09
Mandal Insurance	52.55
Monos khuns	51.00
UB-BUK	50.00
Mandal Future Growth	48.18
Sendly	36.24
Ard credit	36.01
Talkh-Chikher	33.68
Tandem invest	32.42
Berkh Uul	30.25
Bodi Insurance	29.93
Shivee Ovoo	23.86
Ard Insurance	23.22
Total	6,468.79
Percentage	93.91%

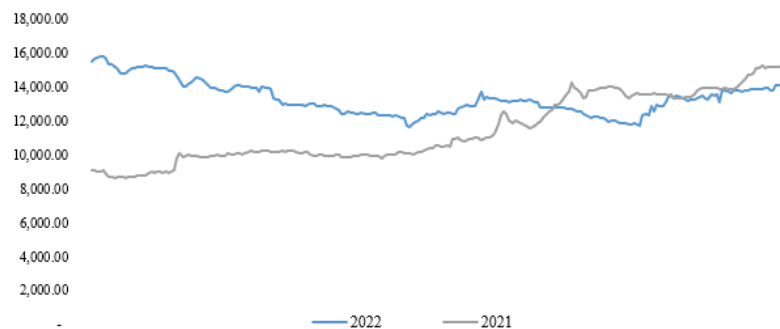
TOP 20 Index

During the reporting period, TOP-20 index reached its 52 weeks high at 44 119.22 units and 32 795.68 units at its lowest, with the average being 36 252.42 units. The TOP-20 index stood at 37 565.55 units indicating a decrease of 6 846.05 units or 15.42 % compared to the same period of the previous year.



MSE A Index

During the reporting period, MSE-A index reached its 52 weeks high at 15 779.73 units and 11 622.85 units at its lowest, with the average being 13 295.00 units.



MSE B Index

During the reporting period, MSE-B index reached its 52 weeks high at 12 779.75 units and 11 397.98 units at its lowest, with the average being 12 012.79 units.

